
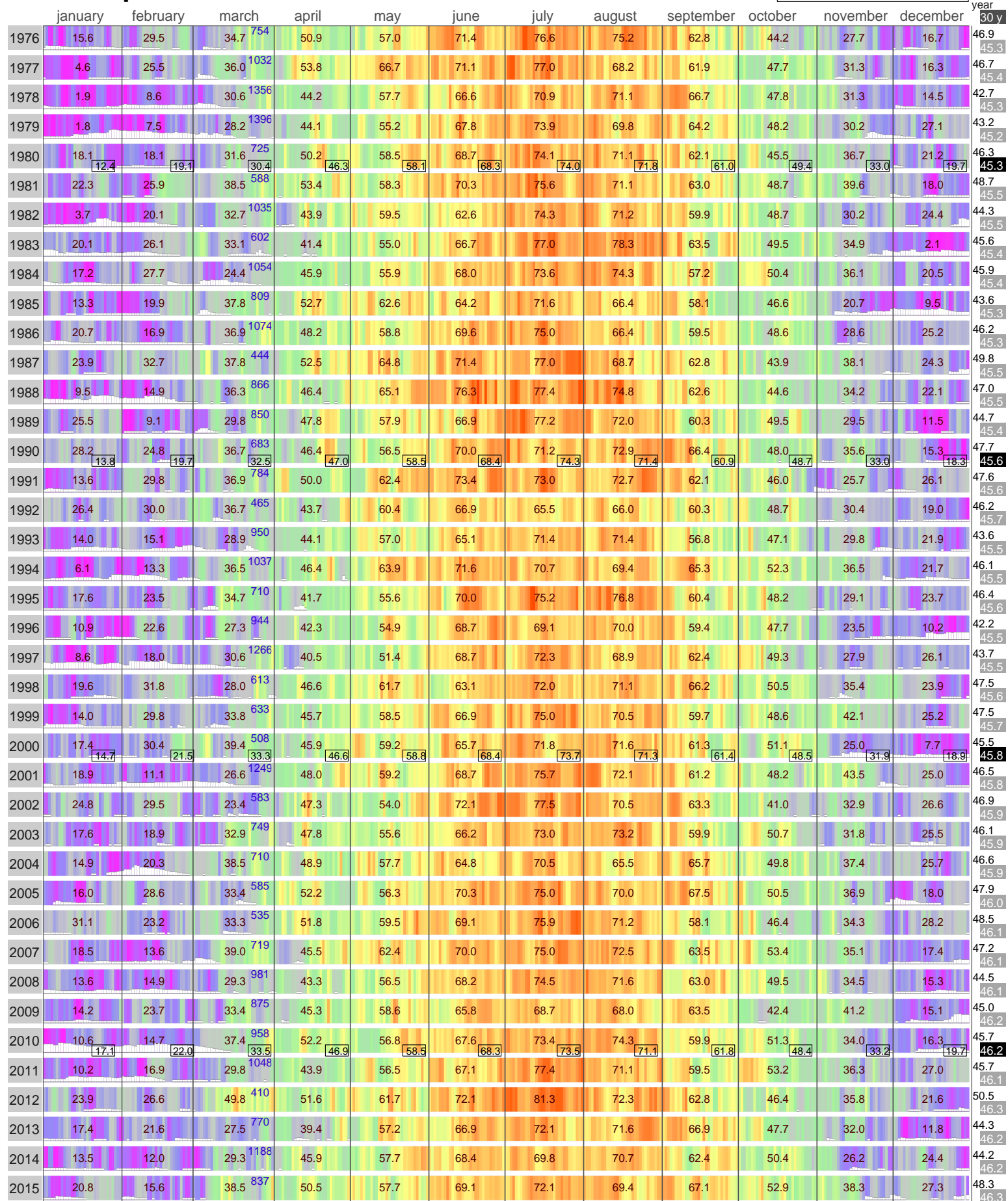


Mean Temperature

SIoux FALLS


South Dakota - United States

WBAN: 14944 Height: 43.57 N 432 m 96.73 W 



Extremes

| | | | | | | | | | | | | | | | | | | | | | | | | | | | | | | | | | | | | |
|-----|-------|----|------|-------|----|------|------|----|------|------|----|------|------|----|------|-------|----|------|-------|----|------|-------|----|------|-------|----|------|------|----|------|------|----|------|-------|----|------|
| ^Tx | 66.0 | 24 | 1981 | 70.0 | 17 | 1981 | 84.9 | 18 | 2012 | 93.0 | 20 | 1980 | 95.0 | 19 | 2009 | 109.9 | 21 | 1988 | 108.0 | 9 | 1989 | 105.1 | 15 | 1988 | 104.0 | 6 | 1976 | 90.0 | 2 | 2001 | 81.0 | 8 | 1999 | 63.0 | 1 | 1998 |
| ^Tn | 34.0 | 5 | 1984 | 44.1 | 23 | 2000 | 63.0 | 18 | 2012 | 63.0 | 23 | 1990 | 73.0 | 28 | 2006 | 78.1 | 21 | 1988 | 80.1 | 17 | 2011 | 80.1 | 16 | 1988 | 73.0 | 1 | 2011 | 66.9 | 11 | 1997 | 54.0 | 2 | 1987 | 39.0 | 13 | 2014 |
| vTx | -11.9 | 10 | 1997 | -14.1 | 2 | 1996 | 0.1 | 2 | 2014 | 23.0 | 8 | 1997 | 39.9 | 2 | 1976 | 51.1 | 1 | 1993 | 61.0 | 22 | 1992 | 57.0 | 25 | 1987 | 41.0 | 28 | 1985 | 26.1 | 31 | 1991 | 3.0 | 28 | 1985 | -16.1 | 21 | 1989 |
| vTn | -13.0 | 3 | 1976 | -20.0 | 4 | 1979 | -9.0 | 3 | 1978 | 21.9 | 1 | 1976 | 37.0 | 1 | 1976 | 42.1 | 1 | 1978 | 55.9 | 1 | 1976 | 52.0 | 1 | 1976 | 39.9 | 24 | 1984 | 19.0 | 26 | 1976 | -8.0 | 25 | 1977 | -25.1 | 21 | 1989 |

Hellmann Winter Number  Snow depth indicated. Maximum snow depth 22 inch (56 cm) on February, 6 2004

Daily data taken from: [NOAA National Climatic Data Center](#)

Background color: daily mean temperature °F

Monthly averages taken from the Monthly Summaries of the Global Historical Climatology Network - Daily (GHCN-D) NOAA National Climatic Data Center.