
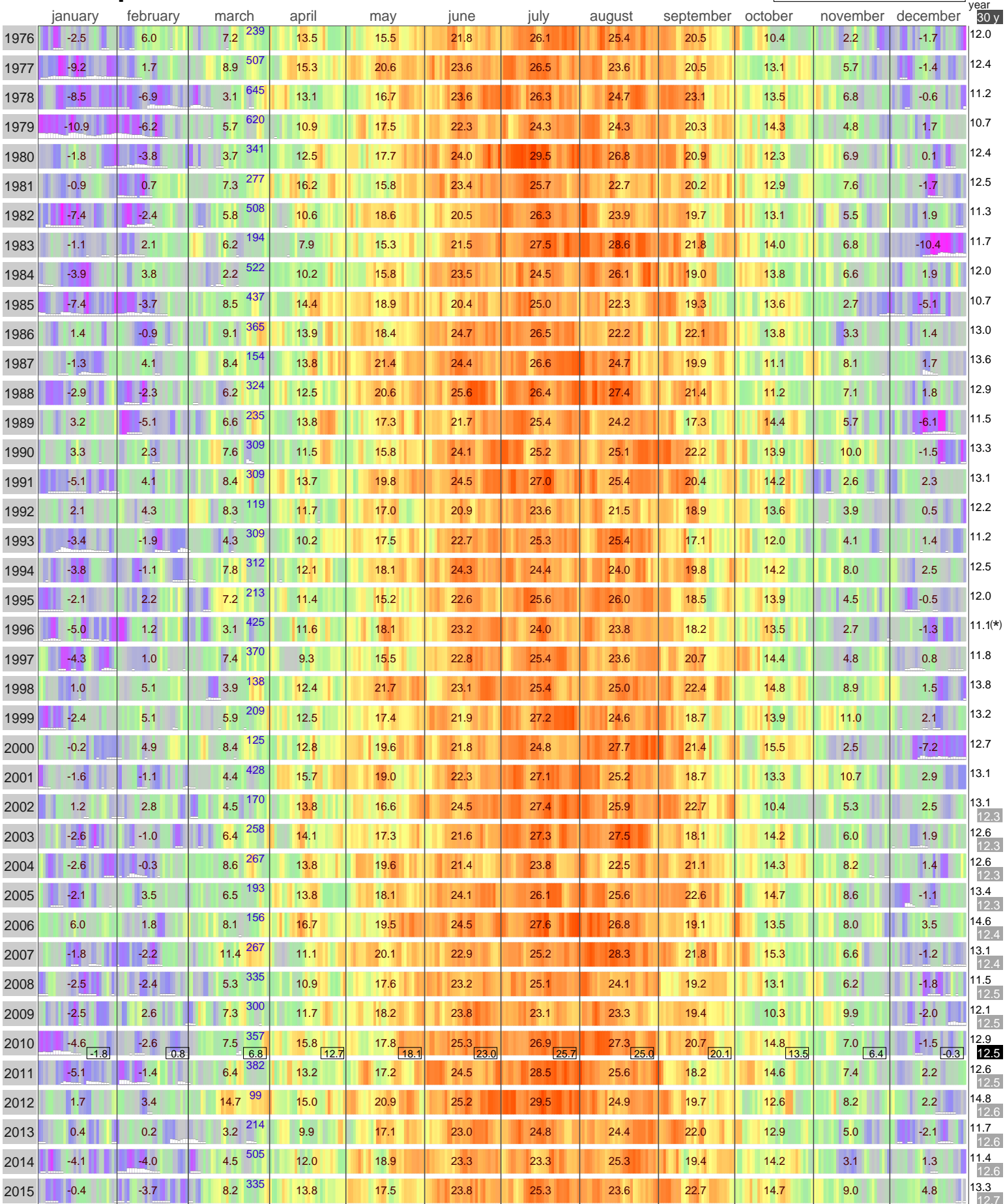


# Mean Temperature


## KANSAS CITY

Missouri - United States

WBAN: 3947 Height: 39.30 N 313 m 94.73 W 



Extremes	^Tx	23.3	28	2013	25.6	28	2006	30.0	29	1986	33.9	29	1987	35.0	30	1998	40.6	27	1980	41.7	21	1974	42.8	29	1984	41.1	2	2000	35.0	2	2006	27.8	3	1978	23.3	5	2001	in
^Tn	11.7	16	1990	11.1	25	1996	18.9	18	2012	22.2	18	2002	23.9	30	1989	26.1	27	1980	28.3	1	1980	27.8	1	2006	26.7	1	2011	23.9	3	2005	18.3	10	2012	15.6	28	1984	40	
vTx	-20.6	10	1982	-16.7	4	1989	-14.9	2	2014	-0.6	2	1975	3.9	3	2013	15.0	4	1993	17.8	6	1979	17.2	15	1979	9.4	29	1985	1.7	30	1993	-8.3	28	1976	-22.2	22	1989		
vTn	-25.0	1	1974	-18.3	6	1978	-18.3	3	1978	-7.2	2	1975	0.6	2	2013	11.1	1	1974	17.8	1	1974	13.9	28	1974	1.1	26	1984	-6.1	30	1993	-17.2	28	1976	-26.1	18	1983	years	

Hellmann Winter Number  Snow depth indicated. Maximum snow depth 12 inch ( 31 cm) on January, 14 1979 \* Data snow depth not complete

Daily data taken from: [NOAA National Climatic Data Center](#) Background color: daily mean temperature °C Monthly averages taken from the Monthly Summaries of the Global Historical ClimatologyNetwork - Daily (GHCN-D) NOAA National Climatic Data Center.