


Mean Temperature


BOSTON

Massachusetts - United States

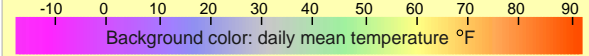
WBAN: 14739 Height: 42.37 N 6 m 71.02 W 

year	january	february	march	april	may	june	july	august	september	october	november	december	year
1976	26.1	37.2	41.2 ²²⁵	55.0	60.3	73.4	72.9	72.0	64.9	52.3	41.9	28.9	52.2
1977	23.2	30.7	44.6 ²⁹⁸	51.3	62.6	67.5	74.8	73.4	64.4	55.2	48.0	34.2	52.5
1978	28.4	27.0	36.1 ²⁵⁸	48.7	59.4	68.2	72.1	71.6	61.3	52.5	43.5	35.2	50.3
1979	32.4	23.0	42.4 ²⁷⁵	48.7	61.2	68.2	74.5	71.6	64.9	52.7	48.6	36.7	52.1
1980	29.5 _{29.2}	27.9 _{30.3}	36.9 ²¹⁹ _{38.0}	48.7 _{48.4}	59.4 _{58.4}	66.4 _{67.9}	75.7 _{73.6}	74.1 _{71.9}	66.9 _{64.5}	52.3 _{54.6}	41.2 _{44.9}	28.6 _{33.5}	50.6
1981	21.4	36.3	39.0 ³³⁹	51.6	60.4	70.7	74.5	72.0	63.7	51.3	43.9	33.1	51.5
1982	22.8	30.7	38.7 ²⁷²	48.2	57.7	63.3	74.8	70.3	64.0	54.1	47.7	39.6	51.0
1983	31.3	32.7	40.6 ¹⁴⁹	49.1	58.1	70.7	77.9	73.6	70.5	55.2	46.0	32.2	53.2
1984	26.6	37.6	31.8 ²⁸²	46.0	57.9	70.5	74.7	74.5	62.1	53.2	44.6	39.6	51.6
1985	24.3	32.7	40.3 ²²⁰	49.3	59.2	64.8	73.6	70.3	65.3	55.4	45.3	31.3	51.0
1986	31.3	28.8	40.6 ²¹¹	48.4	58.5	66.0	70.9	70.5	63.1	54.0	42.3	35.6	50.8
1987	28.9	29.1	38.5 ¹⁸¹	45.1	57.2	65.1	71.6	70.3	65.3	54.3	43.9	36.1	50.5
1988	27.9	32.2	39.2 ²⁰⁶	46.8	57.6	68.5	73.8	75.6	64.6	50.9	46.6	32.7	51.3
1989	34.5	30.6	37.2 ²⁰¹	45.9	59.4	67.8	72.7	71.6	64.6	55.2	42.8	21.7	50.3
1990	36.3 _{28.7}	34.2 _{30.3}	40.1 ²⁹⁰ _{38.4}	47.7 _{48.0}	54.9 _{58.2}	66.6 _{67.8}	73.0 _{73.5}	73.2 _{72.0}	64.6 _{64.4}	58.3 _{54.4}	48.6 _{44.8}	40.6 _{33.6}	53.2
1991	29.5	36.0	41.5 ¹³⁰	51.3	63.3	70.0	74.5	73.8	63.7	56.3	45.1	36.0	53.4
1992	30.9	32.4	35.4 ²⁰⁵	46.4	55.6	67.6	69.4	70.3	63.9	52.3	42.8	34.9	50.2
1993	32.4	27.1	36.3 ²⁰⁴	48.4	60.3	69.4	74.7	73.6	64.8	52.3	45.7	34.2	51.6
1994	22.3	27.0	38.1 ³⁵⁶	51.4	58.3	71.8	77.5	72.3	64.2	55.4	48.9	38.5	52.1
1995	34.5	28.4	38.8 ¹⁷⁰	46.0	57.2	68.5	75.9	72.9	63.1	58.3	41.9	31.6	51.4
1996	30.0	30.9	36.5 ²⁴⁴	48.0	57.4	68.0	71.8	70.9	64.0	53.2	40.3	39.2	50.9(*)
1997	29.3	36.0	36.7 ¹⁵⁶	46.4	56.1	68.2	73.6	71.1	64.2	52.9	41.7	35.2	50.9(*)
1998	34.0	35.2	41.5 ⁹³	49.5	60.3	64.6	74.3	72.5	66.2	54.5	44.6	39.0	53.0(*)
1999	29.5	33.6	39.4 ¹⁶¹	49.1	58.1	70.9	75.7	71.2	67.1	53.1	48.0	37.4	52.8
2000	27.5 _{29.3}	34.2 _{31.4}	43.3 ²¹³ _{38.9}	47.3 _{48.3}	57.2 _{58.5}	67.3 _{68.0}	70.0 _{73.8}	70.3 _{72.3}	63.5 _{64.7}	53.8 _{54.1}	43.7 _{44.9}	29.1 _{34.7}	50.6
2001	30.0	31.6	35.2 ²⁰⁰	48.7	59.5	71.1	70.0	73.9	65.3	56.1	48.4	40.5	52.5
2002	36.7	36.3	40.3 ³⁶	49.6	57.7	66.6	75.2	75.2	68.4	52.3	43.0	33.1	52.9
2003	24.1	26.2	37.6 ³³⁰	44.4	55.0	65.3	74.3	74.3	65.7	53.1	45.9	36.0	50.1(*)
2004	20.7	33.1	39.4 ²⁸⁰	49.5	58.8	66.6	71.1	72.1	65.3	53.8	44.4	35.1	50.8
2005	26.8	31.1	35.2 ²⁵¹	49.6	52.2	68.4	73.2	74.3	67.8	54.7	45.9	32.4	51.0(*)
2006	36.5	30.9	38.7 ¹⁴⁹	49.8	57.0	68.2	75.9	71.4	64.6	54.3	49.1	41.0	53.1(*)
2007	32.7	26.1	37.4 ²²⁸	45.1	61.3	68.5	72.9	72.7	67.6	59.2	43.0	32.4	51.6(*)
2008	33.4	32.5	38.3 ¹³³	49.3	57.7	70.3	75.0	70.0	65.3	53.4	43.3	35.6	52.0(*)
2009	24.8	32.9	37.4 ²⁴⁵	50.5	59.5	63.3	70.5	73.6	63.1	51.8	48.9	33.1	50.8(*)
2010	29.7 _{29.4}	33.3 _{32.0}	43.9 ¹⁵⁶ _{38.6}	53.1 _{48.4}	62.8 _{58.2}	70.3 _{68.0}	77.2 _{73.7}	73.4 _{72.4}	68.7 _{65.1}	55.6 _{54.3}	44.8 _{45.0}	32.7 _{35.0}	53.8(*)
2011	27.5	30.6	38.8 ²⁰¹	50.2	59.2	67.1	77.4	73.9	67.3	57.6	50.4	40.1	53.3(*)
2012	34.2	37.4	46.6 ⁷⁴	53.1	60.3	66.7	75.4	74.7	64.8	56.5	42.1	38.5	54.2(*)
2013	31.5	31.1	37.8 ¹³⁶	48.9	58.8	69.6	77.0	72.1	64.8	56.7	42.8	33.4	52.0(*)
2014	27.5	29.1	33.6 ³¹⁶	48.2	58.6	68.4	74.1	70.9	66.2	56.3	42.4	38.3	51.1(*)
2015	26.2	19.2	33.3 ³⁷⁵	48.0	62.2	64.6	73.9	74.7	69.3	54.0	48.6	45.5	51.6(*)

Extremes	Tx	Tn	Tx	Tn	
69.1	6	2007	70.0	24	1985
89.1	31	1998	89.1	31	1998
93.9	18	1976	93.9	18	1976
95.0	9	1979	95.0	9	1979
98.1	11	1984	98.1	11	1984
102.9	22	2011	102.9	22	2011
102.0	2	1975	102.0	2	1975
99.0	11	1983	99.0	11	1983
87.1	9	2011	87.1	9	2011
79.0	5	1994	79.0	5	1994
75.9	7	1998	75.9	7	1998
52.0	2	1979	52.0	2	1979
7.0	16	1994	7.0	16	1994
10.9	6	1995	10.9	6	1995
23.0	7	1989	23.0	7	1989
25.0	7	1982	25.0	7	1982
42.1	5	1987	42.1	5	1987
48.9	1	2015	48.9	1	2015
60.1	4	1978	60.1	4	1978
60.1	29	1987	60.1	29	1987
57.0	4	1978	57.0	4	1978
55.0	29	1987	55.0	29	1987
77.0	1	2010	77.0	1	2010
66.9	1	1986	66.9	1	1986
62.1	8	1975	62.1	8	1975
39.0	10	1979	39.0	10	1979
28.0	28	1996	28.0	28	1996
10.0	25	1983	10.0	25	1983
32.0	20	1974	32.0	20	1974
23.0	30	1976	23.0	30	1976
9.0	19	1975	9.0	19	1975

Hellmann Winter Number  Snow depth indicated. Maximum snow depth 31 inch (79 cm) on January, 11 1996 * Data snow depth not complete

Daily data taken from: [NOAA National Climatic Data Center](#)

Background color: daily mean temperature °F 

Monthly averages taken from the Monthly Summaries of the Global Historical Climatology Network - Daily (GHCN-D) NOAA National Climatic Data Center.