
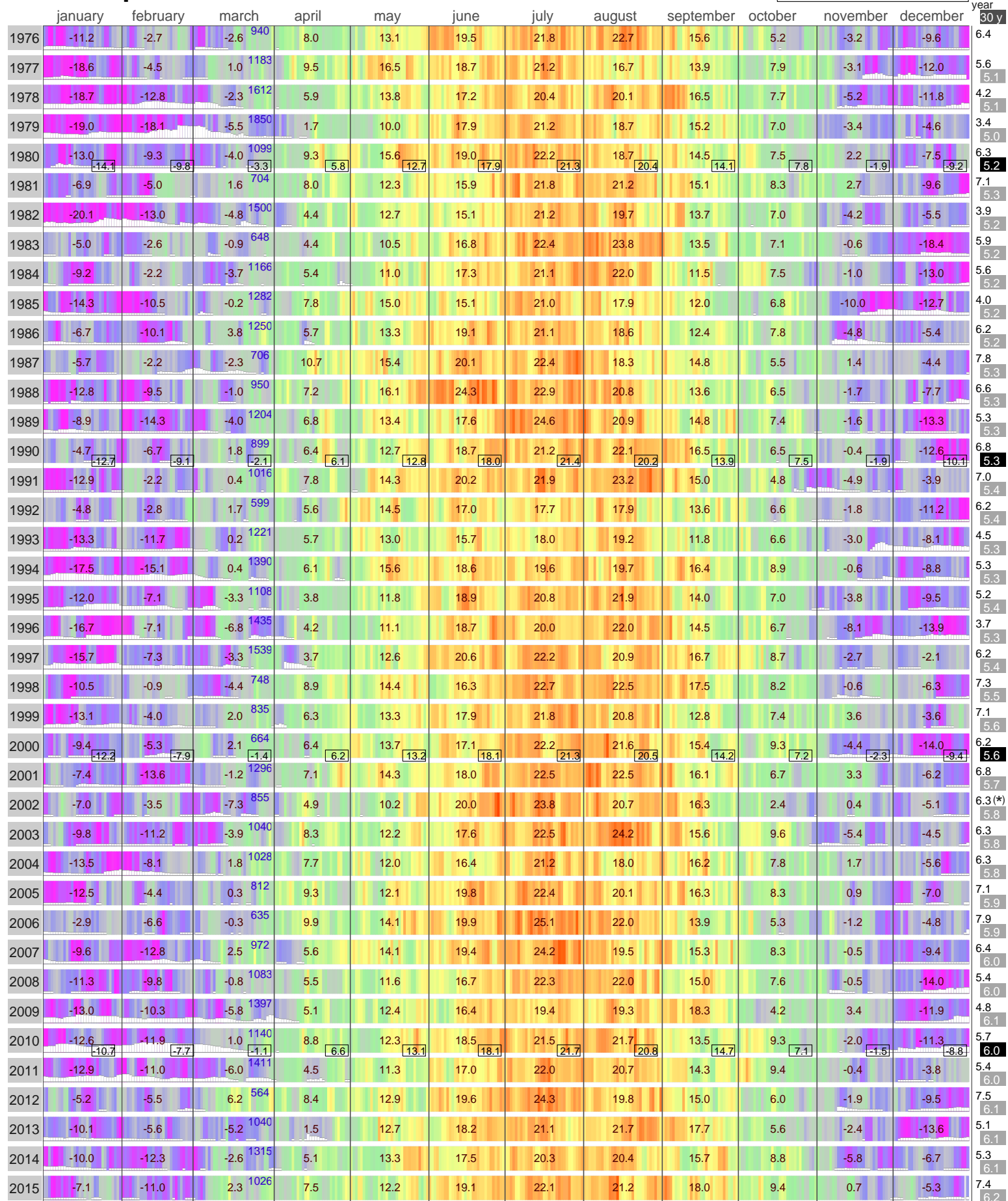


Mean Temperature


BISMARCK

North Dakota - United States

WBAN: Height: 46.78 N
24011 511 m 100.75W 



Extremes	17.2 8 2002	20.6 29 1992	27.2 25 2007	33.9 21 1980	35.6 21 1980	43.9 29 2002	44.4 30 2006	41.1 17 2003	40.0 5 1978	34.4 1 1992	26.1 7 1999	18.3 4 1979	in 40 years
^Tx	1.7 6 2001	2.8 26 1986	9.4 31 2012	12.8 18 1987	20.0 28 2010	23.9 29 2002	23.9 5 1989	24.4 28 1991	20.0 19 2004	17.8 5 2011	8.9 6 1977	2.2 28 1999	
^Tn	-27.2 10 1997	-32.2 1 1996	-21.0 1 2014	-9.4 8 1997	1.1 3 1991	8.3 6 2009	15.6 13 1993	11.1 24 1992	2.8 24 1984	-10.6 30 1991	-20.6 27 1985	-28.9 23 1983	
vTx	-35.0 1 1974	-35.0 3 1982	-23.3 23 1974	-24.4 1 1975	-2.2 3 1991	3.3 1 1974	10.6 1 1974	10.0 24 1992	1.1 2 1974	-11.7 29 1991	-26.7 24 1977	-30.6 9 1977	

Hellmann Winter Number  Snow depth indicated. Maximum snow depth 28 inch (71 cm) on February, 23 1979 * Data snow depth not complete

Daily data taken from: [NOAA National Climatic Data Center](#) Background color: daily mean temperature °C Monthly averages taken from the Monthly Summaries of the Global Historical Climatology Network - Daily (GHCN-D) NOAA National Climatic Data Center.